



TeamStrange Grand Tours are all about having another excuse to go out and ride your motorcycle to new and unusual places. On the Trails to Rails Grand Tour, you'll also be riding to see old and unusual things.

The object of the Trails to Rails Grand Tour is very simple: find old steam locomotives. (So far as we know, there are no new steam locomotives). Ride your motorcycle there and get a photo or video of your motorcycle with the locomotive.

Your entry includes a Grand Tour flag and sticker. Entry fee is \$45 for one or two up. GT flags and stickers will be mailed around March 15, and thereafter, upon sign up.

Finishing will earn you bragging rights, an Official Trails to Rails Grand Tour finisher pin, and entries in the prize pool. Finishers will receive one entry into the prize pool for each point they score.

We're optimistically projecting that, unlike the last two Grand Tours, everybody will be able to compete on a level playing field without any outside or health restrictions. So, the top finisher (based on point totals) will be declared the "Trails to Rails Grand Tour Grand Champion" and will receive a commemorative plaque to document this amazing feat. We're also going to declare Regional Champions in the U.S., Canada, Australia, and the Rest of the World, who will also receive (lesser but still nice) commemorative plaques.

To be a finisher you must accumulate at least 25 points by visiting bonus locations between April 1, 2022, and November 15, 2022, and documenting your visits. Point values are

1. Each steam locomotive: 1 point
2. Each steam locomotive that's operating: 5 points
3. Special locations: as listed

Trails to Rails Documentation Rules

1. You must physically go on your motorcycle to each location you claim.
2. You must document your visit to each location with a photo or video (in these rules "photo" also includes "video").
3. The photo must include (legibly) your Grand Tour flag, your motorcycle, and a steam locomotive.
4. If you cannot get or do not have your flag, motorcycle and the locomotive, in a single photo, you will not get credit for the photo. If the locomotive is inside a building or museum and you can't get your motorcycle close enough to get a photo including your flag, your motorcycle and the locomotive, you will not get credit for the photo. Our intention is for you to visit locomotives that you can actually ride to and photograph with your motorcycle nearby.
5. You may only collect one bonus photo per location. So if you visit the railroad museum and it has 100 locomotives, you may only claim one from that location. But if there is another locomotive 2 blocks away that is not part of the museum, you may claim that.
6. You must include your physical Grand Tour flag in each and every photo. No exceptions. It must be your physical Grand Tour flag – not a copy, not a duplicate. If you lose your original physical Grand Tour flag, you may not collect bonuses until you contact us and arrange for and obtain a replacement. We must be able to read the number on your flag in your photo.
7. Be safe and smart. If conditions or circumstances make capturing a photograph unsafe, a crime, or will result in a ticket or safety violation, do not take the risk. Find a safe alternative to capture your photo or skip the opportunity.
8. Our judges are simple folk. If your photo(s) is/are not clear or you do not document your photo(s) in a way that our scorers can understand, you will not score points.
9. You may obtain one and only one *Wild Card* for the entire Grand Tour. What is a Wild Card? A Wild Card is a location for which there is not any of the acceptable evidence, or which is not on our list, but you make a compelling case for why we should give you

points. What would we like? We like old trains. If you document your visit and make a compelling case, we might give you points. What's a compelling case? It all depends on your creativity; this is your chance to break free from the constraints of the rules and live free. Maybe you find a cool train that is not a steam locomotive; maybe you just can't get a decent photo of a particular steam locomotive with your motorcycle. Points will be awarded entirely at the discretion of TeamStrange and the bar is set very high. You can submit as many Wild Cards as you want (you miss all the shots you don't take), but we'll only give you credit for one.

10. You may submit your photos electronically/digitally or via the mail. Our first preference is that you send us a link to an online digital photo album such as SmugMug or Google Photos where all the photos are nicely captioned. Our second preference would be that you email us digital photos. Our least preference would be that you send us physical photos via the mail. All digital photos (or links to digital photo albums) must be submitted to ttrgt@davidebsmith.com. If you would prefer to mail your photos, please contact David E.B. Smith at ttrgt@davidebsmith.com for the appropriate mailing address. Photos, disks, pen drive and anything else you mail will not be returned.
11. Submissions must be submitted or postmarked on or before November 16, 2022.
12. The TeamStrange Uniform Rules do not apply to this Grand Tour.

Special Locations:

You may collect extra points for going to these locations where the transcontinental railroads were completed. They have point values as indicated. You may collect any or all of them. As with all Grand Tour locations, you must submit a photo showing your rally flag, *your motorcycle*, and the specific object listed. It may be hard to get your motorcycle and the specific object in a photo; that's why these are worth more.

1. **7 points:** Replicas of the Central Pacific Jupiter and Union Pacific No. 119 locomotives at the Golden Spike National Historical Park, Promontory UT, 41.6179, -112.5516. If you submit this bonus, it will not also count as 1 point for a locomotive.



2. **17 points:** Last Spike of the Canadian Pacific Monument, Craigellachie BC, 50.9753, -118.7236. Your photo must include the pyramid-shaped monument; the historical marker is not sufficient.







3. **27 points:** Centenary of the Trans Australian Railway Monument, Ooldea SA, -30.4585, 131.8343. It's our understanding that this monument is 143 km (89 miles) from the nearest paved road and that won't stop some of you from going there.



Q&A

1. **What's a steam locomotive?** The Wikipedia entry tells you more than you need to know: https://en.wikipedia.org/wiki/Steam_locomotive but here are some examples:





2. **How do I prove that a locomotive is operating?** We will believe it's operating if there's smoke coming out of the smokestack, steam coming out of the vents, or if you provide a video of it chugging down the track.
3. **Can I submit videos of non-operating locomotives?** If you want, but it seems of waste of memory card space and internet bandwidth.
4. **What about diesel or electric locomotives?** What about them? They're nice, but they're not what we're looking for. If you find a particularly interesting diesel or electric locomotive, you could try submitting it as a Wild Card.
5. **Can I submit photos of toy locomotives or model railroads?** Pretty much not. The locomotive must be a "real" locomotive which to us means it's large enough to transport persons. There are some amusement park trains or garden railroads that are barely large enough for a person to ride on but are actual steam locomotives and we'll accept those or anything larger.
6. **How do I know if I can get both my motorcycle and the locomotive in a photo?** Google Maps Street View is your friend.
7. **How many potential locations are there?** Waymarking.com lists 900+ locomotives on display globally, but some are diesels and some are in museums and not accessible via motorcycle.
8. **Can I use more than one motorcycle during this Grand Tour?** Yes.
9. **Can I use someone else's motorcycle during this Grand Tour?** It's OK with us if it's OK with them.

10. **Can I use a different motorcycle than the one I signed up with?** Yes.
11. **Can I use a sidecar rig, a trike, a Spyder, a Slingshot, or some other 3-wheeled vehicle?** Yes.
12. **Can I use a car?** No.
13. **Can I put my motorcycle on a train and transport it to bonus locations?** Yes, but only if you are James West and Artemus Gordon.
14. **If I'm riding two up, does one person have to be in every photo?** No, mostly we have two up registration so we know who gets two finisher pins. If you register two-up, you can take along a passenger or not; if you register solo, you can take along a passenger or not. If you registered solo and took a passenger to all the locations and you both want pins, let us know at the end of the tour; if you registered two up and your passenger refused to ride along to a bunch of trains and you only need one pin, let us know at the end of the tour.
15. **Can I take my motorcycle on a trailer to a location and roll it off and submit the photo?** You would be better off leaving it on the trailer and having a really entertaining story for a Wild Card.
16. **What do you mean about one photo per location?** As we said, we don't want you to just go to the nearest railroad museum and take photos of every locomotive. But if it turns out that there are two separate steam locomotives on display in Dallas TX, on opposite sides of town, we feel you should be able to get credit for both. We don't think this will actually be an issue, but if it is, ask ahead of time or provide additional documentation supporting the notion that the locomotives are not in the same location.
17. **Do my flag and motorcycle have to be in each photo?** Yes, absolutely. Again, Yes, absolutely. (And the locomotive too). We're going to be strict on this rule in this Grand Tour because we want you to have the rally mindset that your flag must be in every photo.
18. **Can I submit more than one photo of a locomotive?** For credit, you will need to submit one photo that shows, in the same photo, a locomotive, your motorcycle, and your rally flag (with the number legible). Additional photos won't help and may confuse us. But there is no penalty for submitting extra photos.
19. **Do I need to imprint the date and time on the photo?** This is not the rally that required that, so no. But if you want to, OK.

20. How do you want me to submit the photos – all at once, as I go along, in the cloud, in an email, etc? We're pretty agnostic about this. If it works for you to submit photos in individual emails as you go along, OK, if it works for you to submit everything at the end, OK, if you want to send us a link to Google Photos at the beginning of the tour and just keep adding photos, OK. Most online photo albums or cloud services or file transfer apps we can figure out.

We *can* tell you what makes our lives easier for scoring your submissions: if you put your rider number in the title of each email you send us. If you tell us where each photo was taken, either in the accompanying email or in photo captions. If you send us a link to a cloud photo album like Google Photos or Smugmug or the like, that you check that the link works and that it will work for us without us logging in.

For some online photo albums like Google Drive and Dropbox, you have two options – you can share via email or you can create a link and send that. It's better if you create the shared link and email that to us, rather than using the "share via email". We can handle either, but the shared link is easier.

We strongly recommend that at the end of the Tour, or whenever you give up if it's not at the end, you send an email to us at ttrgt@davidebsmith.com to tell us that you're done and are submitting your photos and how you're submitting them. We may have 125 riders to keep track of and we are simple folk.

Also recommended is that you tell us how many locations you're claiming, and even better, what they are. That helps *you* because we can double-check your count against our count and determine if we counted right and got all your photos and give you the proper credit.